

# “The 2nd Airskoi World Koi Show” Guide

All Japan Nishikigoi Promotion Association  
Chair of the Board HIRASAWA Hisashi

We are pleased to announce a global online koi show that you can easily join from the comfort of your home with just a smartphone. The event is scheduled for March 15-16, 2024, at the Futagotamagawa Rise Studio & Hall. Leveraging the AI "Airskoi," which has learned from over 50,000 kois entries in previous competitions, we have made it possible to conduct the show online.

We aim to bring together koi enthusiasts, producers, and industry professionals from around the world to showcase the results of their breeding efforts. This event provides an opportunity for more people to easily participate in koi shows. Through this event, our goal is to expand the community of koi enthusiasts and promote international goodwill.

As indicated below, we will be hosting the world's first koi show using the "Airskoi" AI app.

## 1. Event details

- 1.1. **Qualification of Exhibitors:** Koi Hobbyists, Dealers and Breeders from all over the world
- 1.2. **Qualification of Koi:** For koi from all over the world.
- 1.3. **Categories for entered fish:** **Kohaku · Taisho-sanshoku · Showa-sanshoku**, 15BU to Over 95BU, 6 divisions, 17 parts

|                       |                |                |                |
|-----------------------|----------------|----------------|----------------|
| Baby size (YOGYO)     | 15BU...12-15cm | 20BU...15-20cm | 25BU...20-25cm |
| Young size (WAKAGOI)  | 30BU...25-30cm | 35BU...30-35cm | 40BU...35-40cm |
| Adult size (SEIGYO)   | 45BU...40-45cm | 50BU...45-50cm | 55BU...50-55cm |
| Mature size (SOUGYO)  | 60BU...55-60cm | 65BU...60-65cm | 70BU...65-70cm |
| Superior size (KYORI) | 75BU...70-75cm | 80BU...75-80cm |                |
| Jumbo size (TAIGYO)   | 85BU...80-85cm | 90BU...85-90cm | 95BU...90cm-   |



- 1.4. **Entry process :** ①Capture a video using the "Airskoi" app.②Detect the best shot image extracted from the video within the app.③Submit the entry using the best shot image.

■Creating Best Shot Images:

| 1. Capture frontal video.   | 2. Best shot conversion.  | 3. Conversion in progress.   | 4. Conversion completed.  |
|---|---|--|---|
|  |  |  |  |

|                |   |
|----------------|---|
| Shooting Items | <ol style="list-style-type: none"> <li>1. Best Shot Image (Required)</li> <li>2. Size-Indicating Photo (Required)</li> <li>3. Overall Frontal and Side Views, and a Video of Various Parts of the Koi from the Front and Sides (30-60 seconds)</li> </ol> |
|----------------|---|

■Photo Examples

| 1. Best Shot (required)   | 2. Size (required)  |
|---|---|
|  |  |

■Sample Video



■Points to note of Best Shot

- Ensure the body is straight.
- Keep the mouth closed.
- Spread the fins.
- Close the gill covers.
- Capture with the color palette simultaneously (recommended).
- Ensure even lighting without shadows on parts of the koi or color palette..



**1.5. Judging Method and Prize Determination:**

- Conduct initial judging through AI, selecting the top 3 koi from each category.
- The koi linked to the top 3 positions by the AI undergo a final video check by the judging team.

**1.6. Entry Fee:** ¥3,000 per entry (regardless of size).

**1.7. Entry Fee Payment Methods:** "In-App Payment" or "PayPal".

**2. Administration**

Hosted by: All Japan Koi Promotion Association  
 Sponsored by: Zen Nippon Airinkai, KINSAI, RINKO  
 Managed by: Airskoi Co., Ltd.

**3. How to entry**


**3.1. Application and Submission Period:**

From January 15, 2023, 00:00 (Japan Time) to February 25, 2024, 24:00 (Japan Time).

**3.2. How to Enter:**

- 3.2.1. Install the app from the QR code provided on the Promotion Association's website, Zen Nippon Airinkai's website, etc.
- 3.2.2. Capture photos and videos within the app.

3.2.3. Submit your entry through the entry page within the app (be sure to confirm the completion screen and save a screenshot).



3.3. Payment Method for Entry Fee :

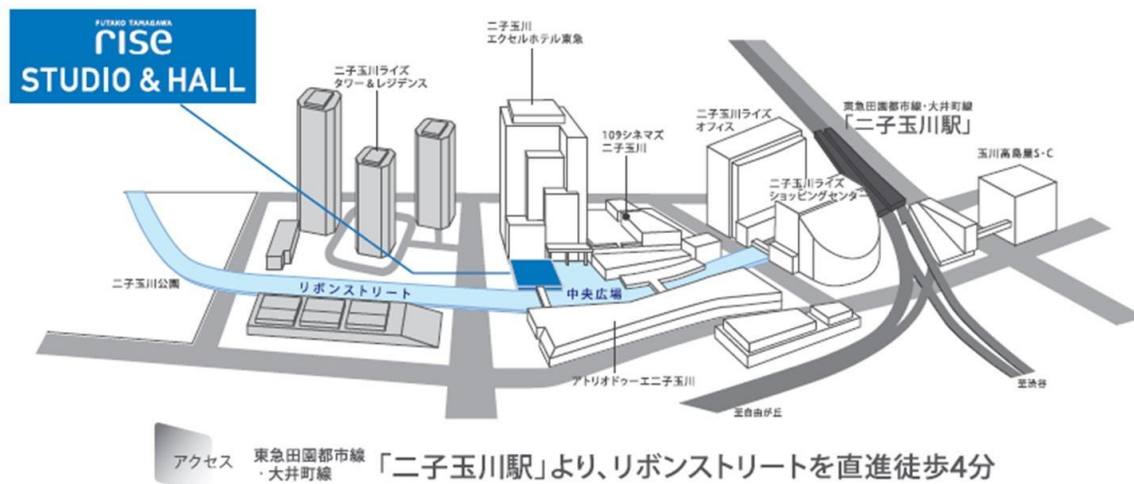
Payment can be made through "In-App Payment" or "PayPal."

4. Event Schedule :

|   |  |
|---|--|
| January 15, 2024,<br>00:00 (Japan Time) | Start of Entries   |
| March 5,<br>24:00 (Japan Time)          | Entry Deadline   |
| March 15,<br>11:00(Japan Time)          | Explanation of "Airskoi" and Interim Judging Results at Futakotamagawa Rise Studio & Hall (located within Futagotamagawa Rise)   |
| March 16,<br>14:00(Japan Time)          | Announcement of Results at the Award Ceremony Venue of Futakotamagawa Rise Studio & Hall   |
| March 16,<br>10:50(Japan Time)          | Announcement of the 2nd Airskoi World Koi Appraisal Competition Overall Grand Champion and Sectional Overall Champions (Winners are scheduled to participate remotely) |

5. Venue :

Futagotamagawa Rise Studio & Hall (Located within Futagotamagawa Rise)



1-14-1 Tamagawa, Setagaya-ku, Tokyo 158-0094, Japan  
TEL: 03-6732-7340 (Reception Hours: 9:00 AM – 6:00 PM)